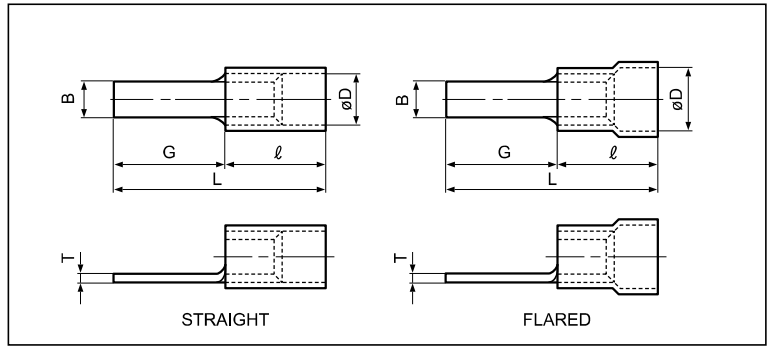






Solderless terminals

**BLADE** Vinyl-insulated



Certificate No.:  E42024

Applicable Wire AWG#(mm <sup>2</sup> )	Part No.		Standard	Dimensions mm (in.)						Color	Tool No.						Qty/box	
	Straight	Flared		B	L	G	ℓ	ø D			T	YNT-2216	YNT-1614	YNT-1210S	YA-1	YA-2		YA-4
								Str.	Fld.									
22 to 16 *(0.25 to 1.65)	V1.25-1AF	FV1.25-1AF		2.8 (.110)	18.0 (.709)	9.0 (.354)	9.0 (.354)	3.2 (.126)	4.0 (.157)	0.8 (.031)	Red	o		o	o	o	1,000	
	V1.25-2AF	FV1.25-2AF		3.4 (.134)	19.2 (.756)	10.2 (.402)												
	-	FV1.25-AF2.3A		2.3 (.091)	27.2(1.071)	18.2 (.717)												
	-	FV1.25-AF2.3B		2.3 (.091)	19.2 (.756)	10.2 (.402)												
	V1.25-AF3A-S	FV1.25-AF3A-S		3.0 (.118)	21.5 (.846)	12.5 (.492)												
	-	FV1.25-BL		3.0 (.118)	20.1 (.791)	11.1 (.437)												
-	FV1.25-BL2	3.0 (.118)	23.5 (.925)	14.5 (.571)														
16 to 14 (1.04 to 2.63)	V2-1AF	FV2-1AF		2.8 (.110)	18.0 (.709)	9.0 (.354)	9.0 (.354)	3.9 (.154)	4.5 (.177)	0.8 (.031)	Blue	o		o	o	o	1,000	
	V2-AFW	FV2-AFW		4.6 (.181)	27.2(1.071)	18.2 (.717)												
	-	FV2-AF2.3A		2.3 (.091)	27.2(1.071)	18.2 (.717)												
	-	FV2-AF3A-S		3.0 (.118)	21.5 (.846)	12.5 (.492)												
12 to 10 (2.63 to 6.64)	V5.5-1AF	FV5.5-1AF		2.8 (.110)	23.5 (.925)	10.0 (.394)	13.5 (.531)	5.4 (.213)	6.8 (.268)	1.0 (.039)	Yellow	o		o	o	500		
	V5.5-AFW	FV5.5-AFW		4.5 (.177)	32.1(1.264)	18.6 (.732)												
	V5.5-AF4A-S	FV5.5-AF4A-S		4.0 (.157)	27.5(1.083)	14.0 (.551)												

- Note: 1) Terminals with part number suffix "-S" have serrations on the blade.  
 2) The part numbers indicated in the above table are for products with a brazed seam.  
 When ordering products with a butted seam, add the prefix "WS" to the part number (ex. V2-1AF --> **VWS2-1AF**).  
 3) \*The crimping will be more secure if the total cross-sectional area of the wire is at least 0.5 mm<sup>2</sup>.  
 Examples: If the cross-sectional area of the wire is 0.3 mm<sup>2</sup>, fold the wire in two when crimping the terminal.  
 If the cross-sectional area of the wire is 0.5 mm<sup>2</sup>, crimp the terminal onto the wire as it is.  
 4) Delivery lead times may vary depending on the product. Contact JST for details.